

Certificate Authority Market Share in KOREA (SOUTH) KR

This analysis relates to those sites found in the survey where the common name in the certificate matched the hostname, and the certificate's digital signature was not detected as being self-signed.

Certificate Authority Market Share in Korea (South) (KR) using Subject Country (use Hosting Country)

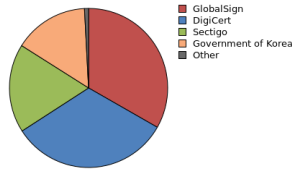
Country determined using the certificate's subject country field (use the hosting country instead). We also have worldwide analysis available.

All certificates include a Subject Country field. In cases where the country is not disclosed, or otherwise unknown, the value XX is used. Of the 49.5M certificates in this dataset, 43.6M (88.1%) have an XX Subject Country. The proportion of certificates with an XX Subject Country can vary significantly between certificate authorities. Therefore breakdowns by hosting country may provide a better comparison of certificate authority market share in each region.

This data is also available divided by certificate type.

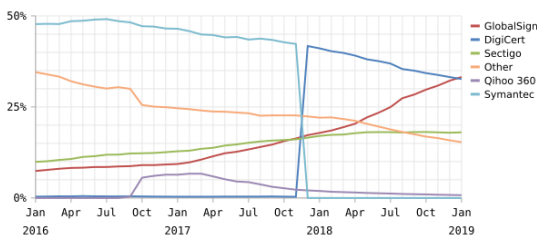
There are also breakdowns by country and assurance for individual Certificate Authority Groups by subject country, by subject region, by hosting country, or by hosting region.

Current Market Share in Korea (South) (KR)



Group Market Share in Korea (South) (KR)

The following graph and table show the change over time of the number of sites certified by the main Certificate Authorities. The different brands of the major players are grouped together.

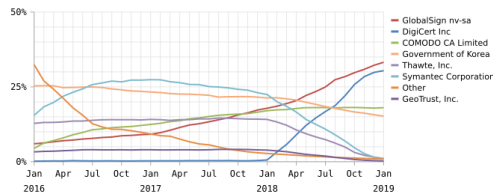


Authority	Current %	2018												2019		
		Jan	Jan	Jan	Feb	Mar	Apr	May	Jun	Jul	Aug	Sep	Oct	Nov	Dec	Jan
GlobalSign	33.23	1,103	1,408	2,883	3,019	3,201	3,375	3,736	4,069	4,418	5,007	5,309	5,618	5,929	6,320	6,684
DigiCert	32.66	53	51	6,631	6,567	6,566	6,473	6,433	6,526	6,532	6,470	6,535	6,475	6,493	6,515	6,569
Sectigo	18.03	1,474	1,936	2,751	2,824	2,870	2,945	3,049	3,141	3,199	3,284	3,383	3,421	3,464	3,516	3,627
Other	15.29	4,111	3,718	3,554	3,597	3,568	3,500	3,435	3,399	3,324	3,302	3,260	3,173	3,146	3,099	3,075
Qihoo 360	0.76	0	964	310	278	264	249	232	224	214	200	192	183	170	161	153
GoDaddy	0.02	1	0	1	1	1	1	1	1	1	1	2	3	3	3	4
Entrust.net	0.01	4	2	3	5	4	6	4	3	5	5	6	6	7	5	3
StartCom	0.00	1,022	0	0	0	0	0	0	0	0	0	0	0	0	0	0
Trustwave	0.00	2	2	1	1	1	1	1	1	1	1	1	1	1	1	1
Symantec	0.00	7,103	7,018	0	0	0	0	0	0	0	0	0	0	0	0	0
Total		14,873	15,099	16,134	16,292	16,475	16,550	16,891	17,364	17,694	18,271	18,689	18,880	19,213	19,620	20,116

Showing 1 to 10 of 10 entries

Brand Market Share in Korea (South) (KR)

The following graph and table show the complete results by Certificate Authority. These results are broken out into the individual companies and brands, as given by the organisation field on the certificate.



Authority	Group	Current %	2018												2019		
			Jan	Jan	Jan	Feb	Mar	Apr	May	Jun	Jul	Aug	Sep	Oct	Nov	Dec	Jan
GlobalSign nv-sa	GlobalSign	33.23	891	1,387	2,883	3,019	3,201	3,375	3,736	4,069	4,418	5,007	5,309	5,618	5,929	6,320	6,684
DigiCert, Inc.	DigiCert	30.42	26	41	93	529	950	1,483	2,046	2,535	2,965	3,424	4,107	4,871	5,458	5,853	6,120
COMODO CA Limited	Sectigo	18.03	666	1,881	2,750	2,823	2,869	2,945	3,049	3,141	3,199	3,284	3,383	3,421	3,464	3,516	3,627
Government of Korea		15.23	3,768	3,517	3,438	3,481	3,461	3,406	3,354	3,326	3,262	3,252	3,214	3,136	3,117	3,078	3,063
Thawte, Inc.	DigiCert	1.06	1,906	2,134	2,279	2,162	2,008	1,755	1,580	1,440	1,305	1,135	921	584	413	301	213
Symantec Corporation	DigiCert	0.93	2,304	4,139	3,621	3,273	3,049	2,747	2,387	2,170	1,924	1,641	1,296	880	523	295	188
StartCom Ltd.	Qihoo 360	0.55	1,022	837	221	205	192	180	166	165	158	151	145	137	127	118	110
GeoTrust, Inc.	DigiCert	0.23	489	603	625	590	550	480	414	375	333	266	208	138	98	65	47
StartCom CA	Qihoo 360	0.12	0	0	51	42	42	39	36	31	31	27	26	26	25	24	25
WoSign CA Limited	Qihoo 360	0.09	0	127	38	31	30	30	30	28	25	22	21	20	18	19	18
CrossCert		0.02	182	126	94	95	92	84	73	67	56	45	39	32	23	14	5
GoDaddy.com, Inc.	GoDaddy	0.02	1	0	1	1	1	1	1	1	1	2	3	3	3	3	4
WoTrus CA Limited		0.01	0	0	0	0	0	0	0	0	1	1	1	2	2	2	2

Certificates By Type in KOREA (SOUTH) KR

This analysis relates to those sites found in the survey where the [common name](#) in the certificate matched the hostname, and the certificate's [digital signature](#) was not detected as being [self-signed](#).

Certificates by Type in Korea (South) (KR) using Subject Country (use [Hosting Country](#))

Country determined using the certificate's subject country field (use the [hosting country](#) instead). We also have [worldwide analysis](#) available.

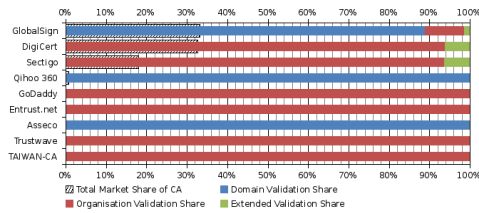
All certificates include a [Subject Country](#) field. In cases where the country is not disclosed, or otherwise unknown, the value [XX](#) is used. Of the **49.5M** certificates in this dataset, **43.6M** (88.1%) have an [XX Subject Country](#). The proportion of certificates with an [XX Subject Country](#) can vary significantly between certificate authorities. Therefore breakdowns by hosting country may provide a better comparison of certificate authority market share in each region.

The table below has breakdowns by certificate assurance (Domain Validated, Organisation Validated, and Extended Validation) and certificate class (Standard, Multi-Domain, and Wildcard).

Breakdowns

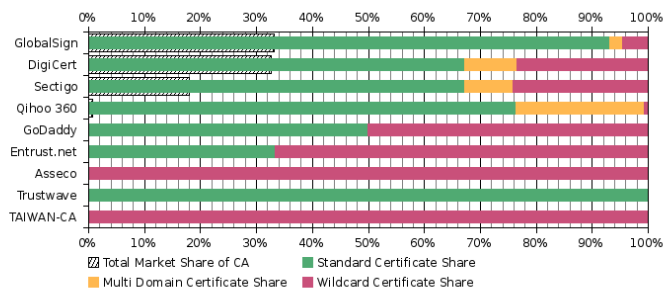
All / All (KR)		Assurance		
By Type / By Type (KR)		Domain Validated	Organisation Validated	Extended Validation
Class	Standard	View	View	View
	Wildcard	View	View	-
	Multi-Domain	View	View	View

Breakdown by Certificate Assurance in Korea (South) (KR) by Subject Country



The above chart shows the assurance split within each Certificate Authority as well as their overall share of the market (striped bar).

Breakdown by Certificate Class in Korea (South) (KR) by Subject Country



The above chart shows the class split within each Certificate Authority as well as their overall share of the market (striped bar).